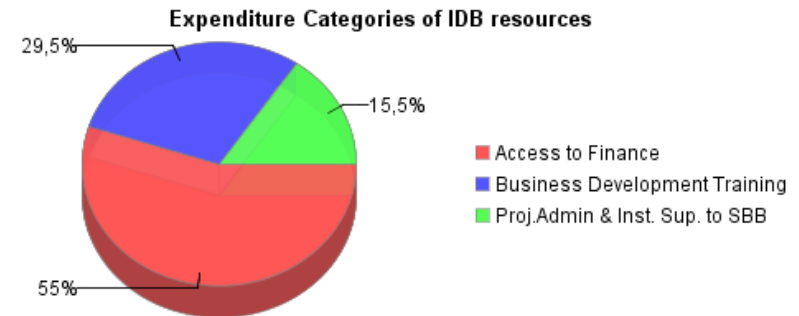
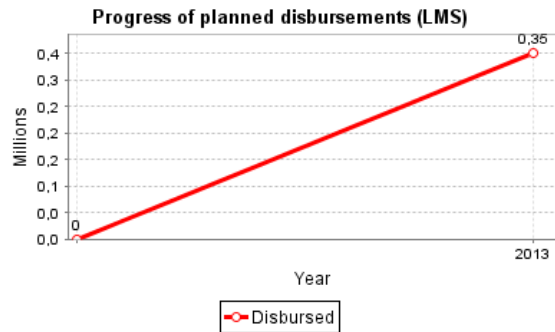
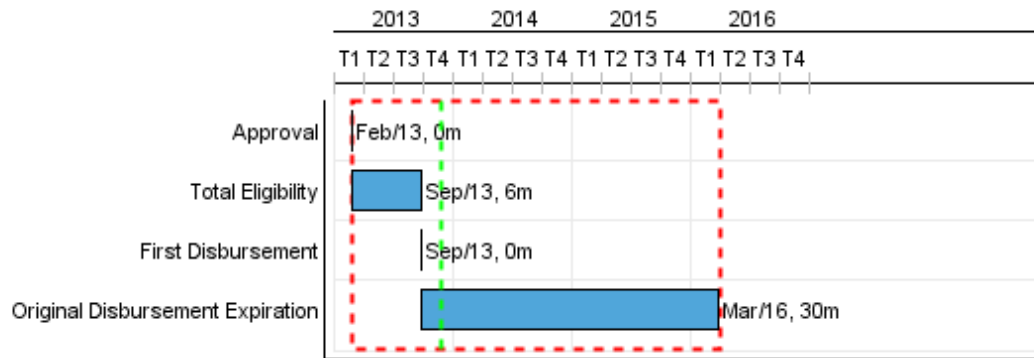


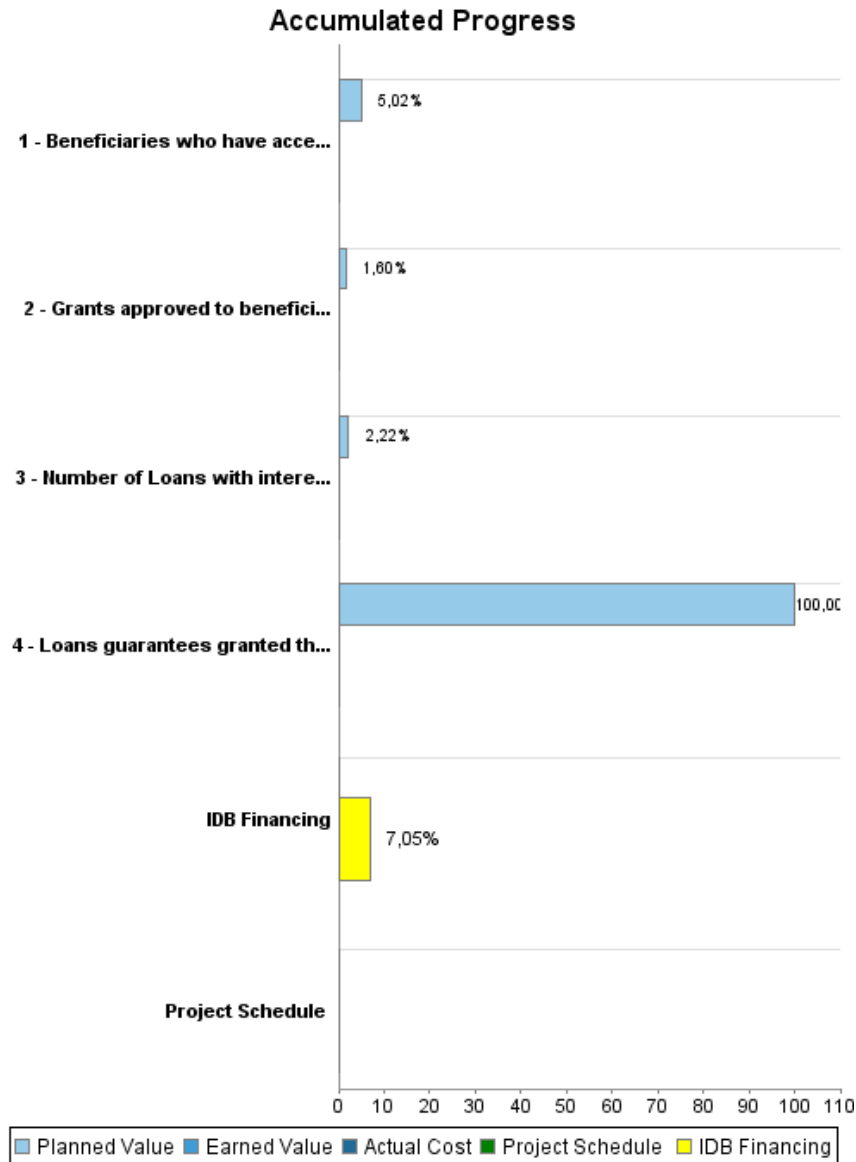
Summary Report

Basic Data		Available Funds (US\$)		Total Cost and Source	
Executing Agency (EA):	SMALL BUSINESS BUREAU	AND MEDIUM ENTERPRISE		Original IDB:	5.000.000,00
Sector:	PRIVATE FIRMS AND SME DEVELOPMENT-SMALL	Current Approved Amount:	5.000.000,00	Current IDB:	5.000.000,00
Loan Number(s):	GRT/GF-13725-GY	Disbursed Amount to Date:	352.250,00	Pari-passu:	100,00
Stage:	Approved	% Disbursed:	7,05	Co-Financing/Country:	
Operation Type:	IGR - Investment Grants	Balance:	4.647.750,00	Original Estimate:	5.000.000,00
Related Operation(s):				Amortization Period (months):	
Operation Subtype:	IGR - Investment Loans				

Project Environmental and Social Impact Category	Reformulation	Validation
Project Environmental and Social Impact Category: B13	() Was the objective(s) of this project reformulated?	Validated by Division Chief: 10-oct-2013 Validated by Country Representative:



Accumulated Progress as of 2013





PROGRESS MONITORING REPORT

GY-G1003 - Micro and Small Enterprise (MSE) Development and Building Alternative
 Livelihood
 2013 1º period closed in (31-Oct-2013)

Inter-American Development Bank - IDB
 Office of Strategic Planning and Development Effectiveness

Last Update: 10/10/2013

Outcomes

Outcome:	Jobs created with resources from the program in the low carbon sectors
Suppositions:	It is assumed that every job created in the low carbon sectors would mean one less job in the carbon emitting sectors.
Comments:	The indicator measures the number of new employees (or equivalent full-time employees) in low-carbon emission activities.

Indicator	Unit of Measure	Baseline	Baseline Year		End of project
Number of jobs created in the LCS.	Number of employees		2012	P A	2.200,00



PROGRESS MONITORING REPORT

GY-G1003 - Micro and Small Enterprise (MSE) Development and Building Alternative
 Livelihood
 2013 1º period closed in (31-Oct-2013)

Inter-American Development Bank - IDB

Office of Strategic Planning and Development Effectiveness

Last Update: 10/10/2013

Outputs: Annual Physical and Financial Progress 2013

Description	Unit of Measure	Physical				Financial			
		Planned	Actual	Accumulated units	EOP units	Planned	Actual	Accumulated costs	EOP costs
Access to Finance									
Loans guarantees granted through the Collateral Guarantee Fund.	# of guarantees	5,00			800,00	1.575.000,00			1.575.000,00
Number of Loans with interest reductions granted through the Interest Payment Support facility.	# of beneficiaries	5,00			150,00	15.000,00			675.000,00
Grants approved to beneficiaries	# of grants approved.	5,00			300,00	8.000,00			500.000,00
Access to Business Development Training									
Beneficiaries who have accessed technical and business skills development training.	# of Beneficiaries	30,00			1.000,00	74.000,00			1.473.500,00
Project Management									
Supports Institutional Strenghtening, M&E, Audit and Contingencies.	N/A					126.000,00			776.500,00
TOTAL						1.798.000,00			5.000.000,00